



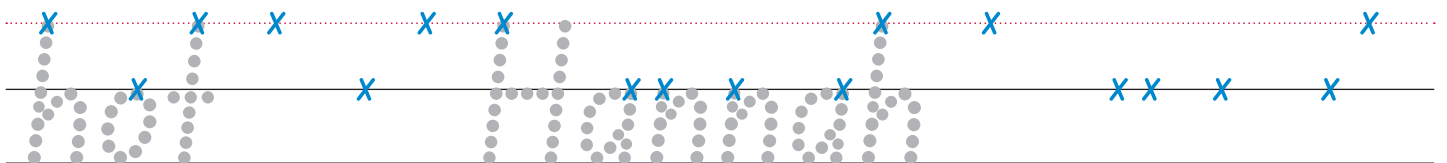
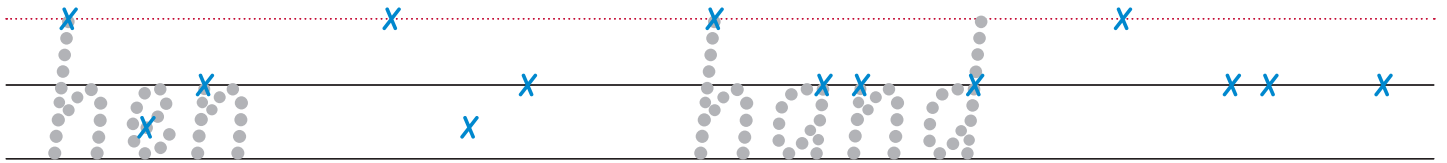
Trace 




Write 




Trace and write 



Rainbow Letters 





Trace 

Tracing practice for the letter 'kK'. The row contains four pairs of dotted lowercase 'k' and uppercase 'K' on a three-line grid. Each letter has a blue 'x' at the top of its vertical stroke to indicate the starting point.

Write 

Writing practice for the letter 'kK'. The row starts with a pair of hollow lowercase 'k' and uppercase 'K' with blue 'x' marks at the top of their vertical strokes. This is followed by three pairs of blue 'x' marks on the top line of the grid, indicating starting points for independent writing.

Trace and write 

Tracing and writing practice for the word 'kiss'. The word is shown in dotted letters with blue 'x' marks at the top of the vertical strokes. This is followed by a dotted 'k' and a dotted 's', and then three pairs of blue 'x' marks on the top line of the grid.

Tracing and writing practice for the word 'kiss' again. The word is shown in dotted letters with blue 'x' marks at the top of the vertical strokes. This is followed by a dotted 'k' and a dotted 's', and then three pairs of blue 'x' marks on the top line of the grid.

Rainbow Letters 

Two large boxes for 'Rainbow Letters'. The left box contains a large hollow lowercase 'k' with a grey arrow pointing downwards from the top of its vertical stroke. The right box contains a large hollow uppercase 'K' with a grey arrow pointing downwards from the top of its vertical stroke.